


**LK460 High Power Low Loss Cable**

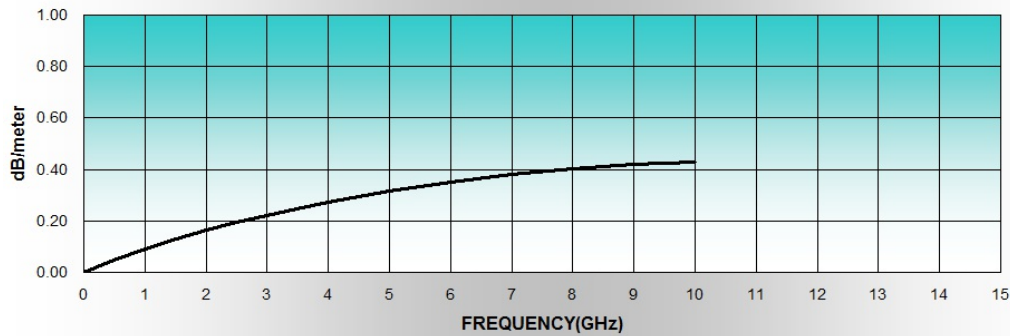


Electrical Characteristic	
Frequency Range (GHz)	10
Impedance Nominal (Ω)	50
Velocity of Propagation (%)	83
Shielding Attenuation (dB@1 GHz)	>100
Capacitance pf/ft (meter)	24.5 (80.4)
Delay ns/ft (ns/meter)	1.22(3.99)
Attenuation dB/ft (meter)	
1GHz	0.03(0.11)
3GHz	0.06(0.19)
6GHz	0.11(0.35)
10 GHz	0.13(0.43)
Loss of Assembly=Loss of Cable+0.06*SQRT(Frequency GHz)	

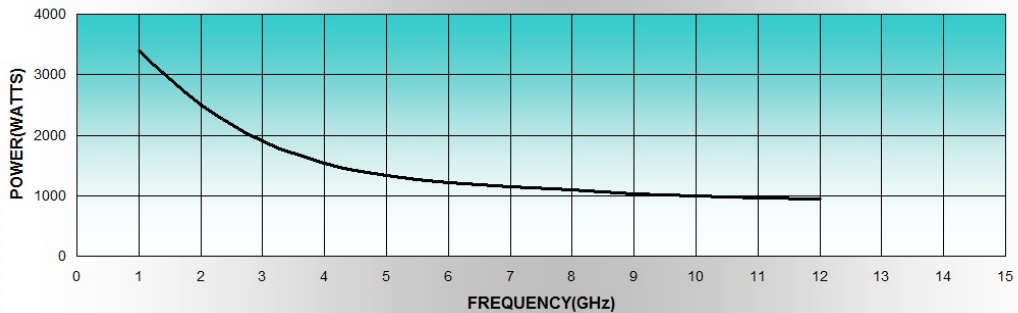
Mechanical Characteristic	
Weight (kg/100m)	24
Temperature Range (°C)	-65~165
Minimum Bend Radius inch (mm)	0.69(17.5)

Construction		
1.Inner Conductor (mm)	4.05	Silver-Plated Copper Wire
2.Insulation		Low Density PTFE
3.First Outer Shield		Silver-Plated Copper Foil Shield
4.Second Outer Shield		Silver-Plated Copper wire Braid
5.Jacket (mm O.D.)	11.7	FEP Jacket

**MAX. INSERTION LOSS**



**POWER HANDLING VS FREQUENCY**



Standard Connector				
Connector Model	Gender	Type	Shell Material	Frequency Max(GHz)
N-M	Male	Straight	Stainless steel	10
N-F	Female	Straight	Stainless steel	10
N-RA	Male	Right Angle	Stainless steel	10
L16-M	Male	Straight	Stainless steel	10
L16-F	Female	Straight	Stainless steel	10
L16-RA	Male	Right Angle	Stainless steel	10

Other Material	
Material Code	
P S	Polyolefin shrink tube cover
E P	Extruded PVC cover
L S	Layered adhesive lined polyolefin shrink tube
RoHS	RoHS compliant cable assembly (per EU directive 2011-65-EU)